


# Cove

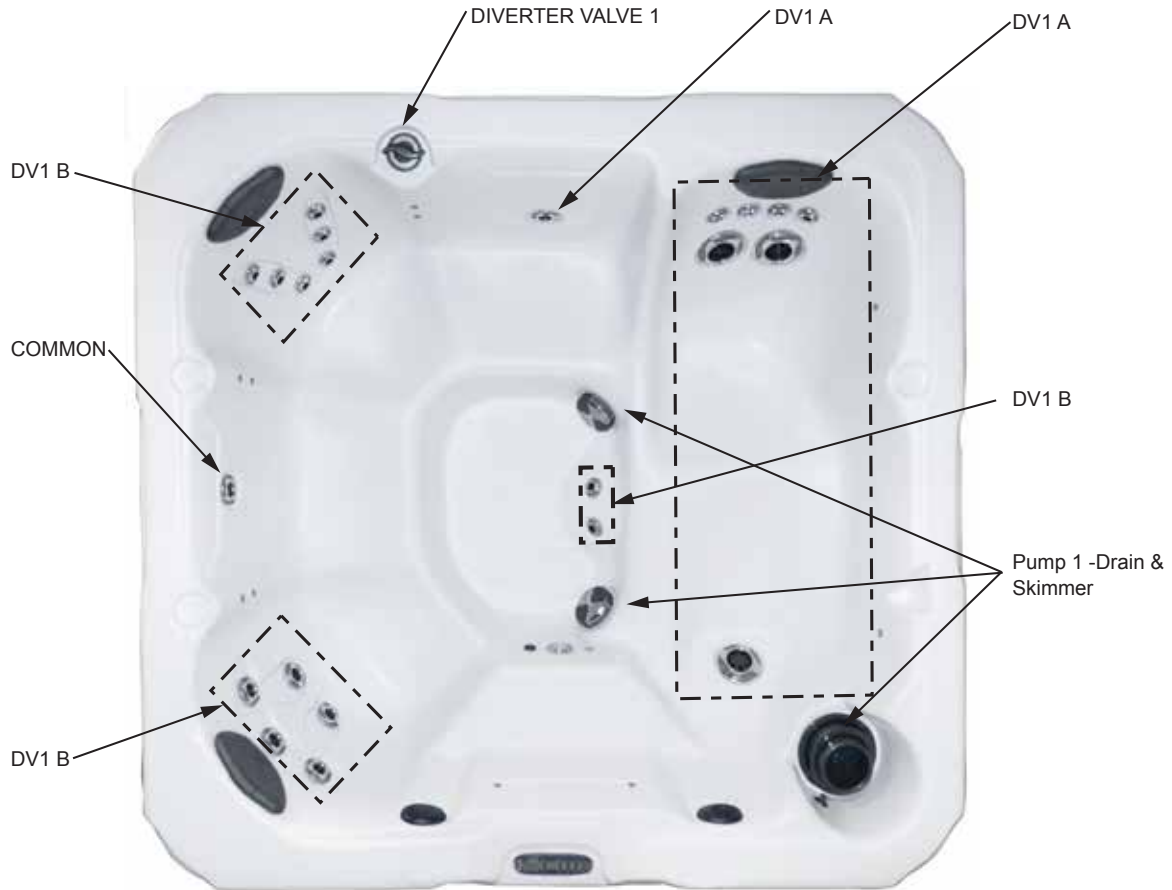
<b>Seating Capacity</b> .....	5 Adults	
<b>Dimensions</b> .....	83" x 77" x 30", (211 cm x 196 cm x 76 cm)	
<b>Corner Radius</b> .....	9" (23 cm)	
<b>Dry Weight</b> .....	580 lbs (263 kg)	
<b>Filled Weight (Average Fill)</b> .....	2,620 lbs (1,193 kg)	
<b>Water Capacity (Average Fill)</b> .....	260 US gallons (984 Liters)	
<b>Shipping Weight</b> .....	580 lbs (263 kg)	
<b>Export Shipping Weight:</b> .....	<b>630 lbs (286 kg)</b>	
<b>Electronic Controls</b> .....	Programmable digital panel with LED readout	
<b>Pump 1</b> .....	North America (60 Hz): 2-Speed, 3.0 HP break, 1.5 HP continuous, 48 Frame	
<b>Export (50 Hz):</b> .....	<b>2-Speed, 2.0 HP continuous</b>	
<b>Circulation Pump</b> .....	Optional with ClearZone Pro package	
<b>Filtration (factory default)</b> .....	2 Cycles for a total of 2 hours	
<b>Heater</b> .....	4.0 kW	
<b>Export (50Hz)</b> .....	<b>2.0 kW</b>	
<b>Total @Home Jets</b> .....	22	
<b>Seat 1 Jets</b> .....	3 Mini Storm Rotator, 2 Mini Storm Directional	
<b>Seat 2 Jets</b> .....	1 Mini Storm Directional	
<b>Seat 3 Jets</b> .....	6 Cluster Storm Directional	
<b>Seat 4 Jets</b> .....	1 Mini Storm Directional	
<b>Seat 5 Jets</b> .....	4 Cluster Storm Directional, 2 Power Storm Rotator, 1 Power Storm Massage	
<b>Footwell (6)</b> .....	2 Cluster Storm Directional	
<b>Massage Selectors</b> .....	1	
<b>Special Features</b> .....	Tactile Therapy	
<b>Water Management System</b> .....	One 75 ft <sup>2</sup> filter cartridge; 8" Weir	
<b>Optional</b> .....	ClearZone® Pro Water Purification System	
<b>LED Lighting</b> .....	One multi Color LED footwell light	
<b>Optional</b> .....	Crystal FX	
<b>Synthetic Cabinet Colors</b> .....	Adobe Tan, Stoneridge Grey, Mayan Brown	
<b>Terracina Cabinet (Optional)</b> .....	Driftwood, Caramel Teak, Vintage Cedar, Midnight Maple, Coastal White	
<b>Acrylic Colors</b> .....	UltraLife, Moonstone, Sand, Sunstone, Smoked Marble, Blue Topaz, Gray Marble, Desert Stone	
<b>Headrests</b> .....	3	
<b>Water Feature</b> .....	none	
<b>Electrical Requirements:</b> .....	North America (60 Hz): 240 VAC@30A or 40A <b>Export (50 Hz): 230 VAC@1x16A, 1x32A, 2x16A, 3x16A or suitably rated circuit breaker to comply with local electrical codes. Certain countries may require dual power inputs</b>	
<b>Warranty*</b> .....	North America (60 Hz): Lifetime for UltraLife Shell Surface, 5 Years Acrylic Shell Surface, 3 Years Plumbing, 3 Years Equipment and Controls, 7 Years Cabinet, 1 Year Water Purification System, 2 Years for Jet Insert, 1 Year for Jet Escutcheon, 1 Year Lights, 6 Months for Stereo; <b>Export (50 Hz): 10 Years for UltraLife Shell Surface, 5 Years Acrylic Shell Surface, 2 Years Plumbing, 2 Years Equipment and Controls, 2 Years Cabinet, 1 Year Water Purification System, 2 Years for Jet Insert, 1 Year for Jet Escutcheon, 1 Year Lights, 6 Months for Stereo</b>	
<b>Audio System (Optional)</b> .....	Stereo system with Bluetooth capability; 2 premium speakers and a subwoofer	

**Optional  
escutcheon jets**

\*(See Warranty Document for Specific Details)

# Cove

## Massage Selector Diagram



DV1 A =Diverter Valve 1 (A Position Clockwise)  
 DV1 B =Diverter Valve 1 (B Position Counter Clockwise)  
 DV1 C=Diverter Valve 1( Neutral Position)

Note: 1. Subject to change without notice.

Spa Operation Subject to Change without Notice

## Seat Depths

- 1 = 26.50" (67.31 cm)
- 2 = 24.50" (62.23 cm)
- 3 = 26.25" (66.68 cm)
- 4 = 23.75" (60.33 cm)
- 5 = 26.75" (67.95 cm)

- 6 = 13.50" (34.29 cm)
- 7 = 27.00" (68.58 cm)


Listed dimensions represent distance from top of acrylic to lowest point in seat. Tolerance  $\pm 0.5"$  (1.27 cm).



Dimensions/Specifications are Subject to Change Without Notice

# Cove

## Jet Designation



Note: 1. Subject to change without notice.  
2. Stereo Optional.

Dimensions/Operation/Specifications are Subject to Change Without Notice

## Total Jets

### 22 Total Jets (textured)



Cluster Storm Directional (12)



Mini Storm Directional (4)



Mini Storm Rotator (3)

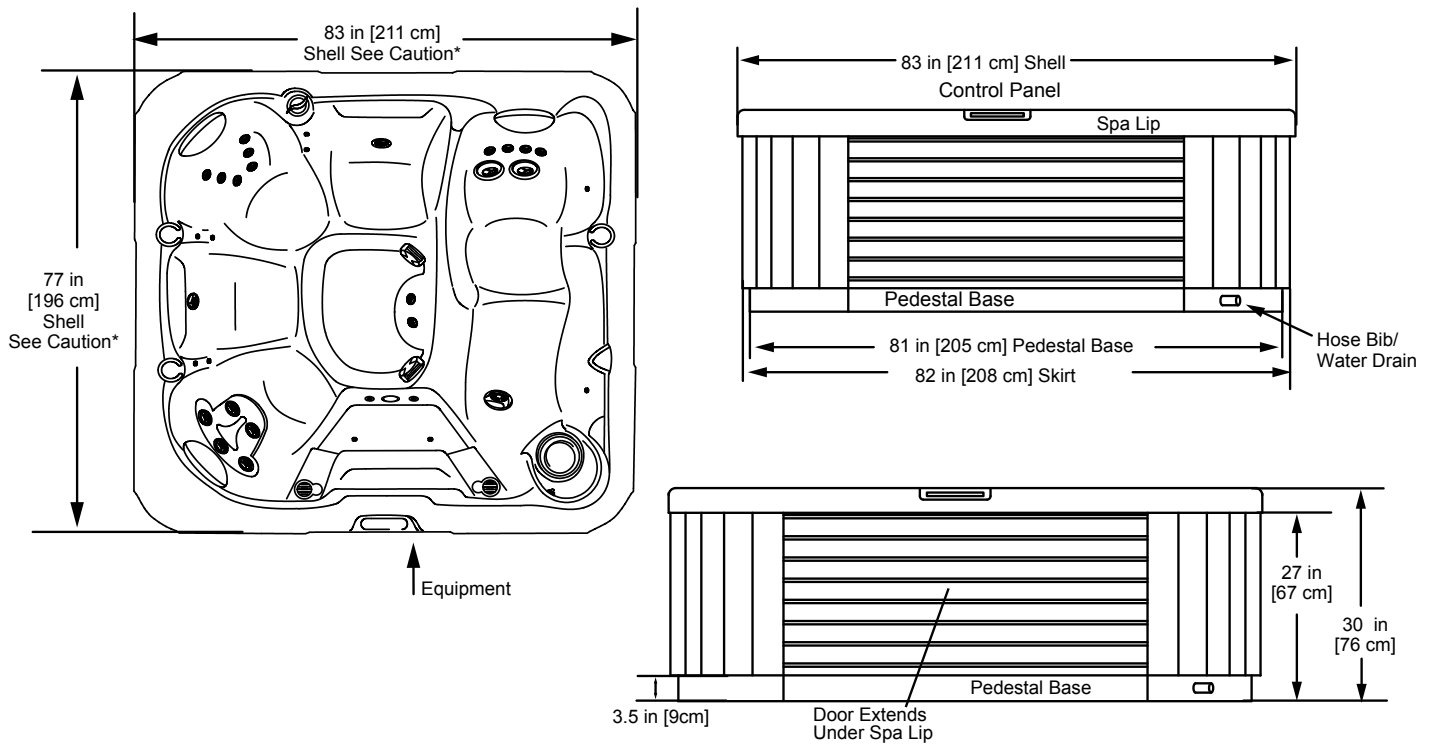


Power Storm Massage (1)



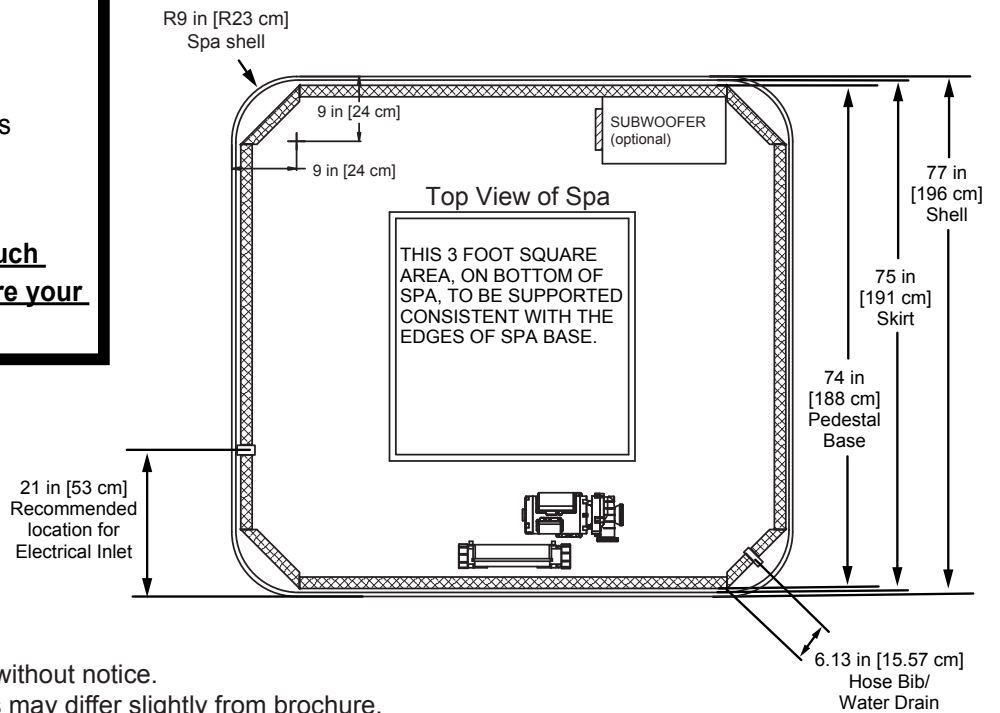
Power Storm Twister (2)

# Cove



**STOP**

**\*Caution:**  
Due to manufacturing tolerances there could be some minor differences between the actual spa and the drawing above.  
**If site planning is critical to such tolerances, be sure to measure your actual spa.**



- Note: 1. Subject to change without notice.  
2. Engineering specs may differ slightly from brochure.  
3. For E-Z lifter installation allow 18" (45.7 cm) clearances on the backside of the spa.  
4. Alternative cabinets may add significant weight. Ask your dealer for exact details.  
5. Stereo Optional.

Dimensions/Specifications are Subject to Change Without Notice (Tolerance  $\pm 0.5"$  [1.27 cm]).