

General	
Shape	Rectangular
Seating Capacity	5
Shell Material	Ultralife™ / Granitex™ / Geloy®
Dimensions	84" x 78" x 30 1/2" H / (213cm X 198cm x 77cm H)
Corner Radii	16" (41 cm)
Water Capacity	260 Gallons (985 Liters)
Dry Weight	670 lbs (304 kg)
Shipping Weight	Domestic 670 lbs (304 kg) - Export 720 lbs (327 kg)
Full Weight	2840 lbs (1288 kg)
Skirt Material	Domestic Synthetic - Export Wood or Synthetic
Poly Floor	Yes



Water System	
Water Treatment System	Ultra Pure™
Plumbing Systems	2
Filters/Coverage	2 / 75 sq. ft.
Gate Valves	2
VCR Jet® - Air Adjustable/Directional	0
VCR Jet® - Rotator	2
VCR Jet® - Dual Rotator	0
VCR Jet® - Multi Port Spinner	0
VCR Jet® - Mini Rotator	2
VCR Jet® - Mini Directional	14
VCR Jet® - Euro Directional	13
VCR Jet® - Euro Rotator	6
VCR Jet® - Mini Directional in NFJ	4
Typhoon Jet	0
Ozone Jet	1
Heater Return Jet	1
Pump Returns	2
Diverter Valves	1
Floor Drains	1
Skimmer	8" Weir

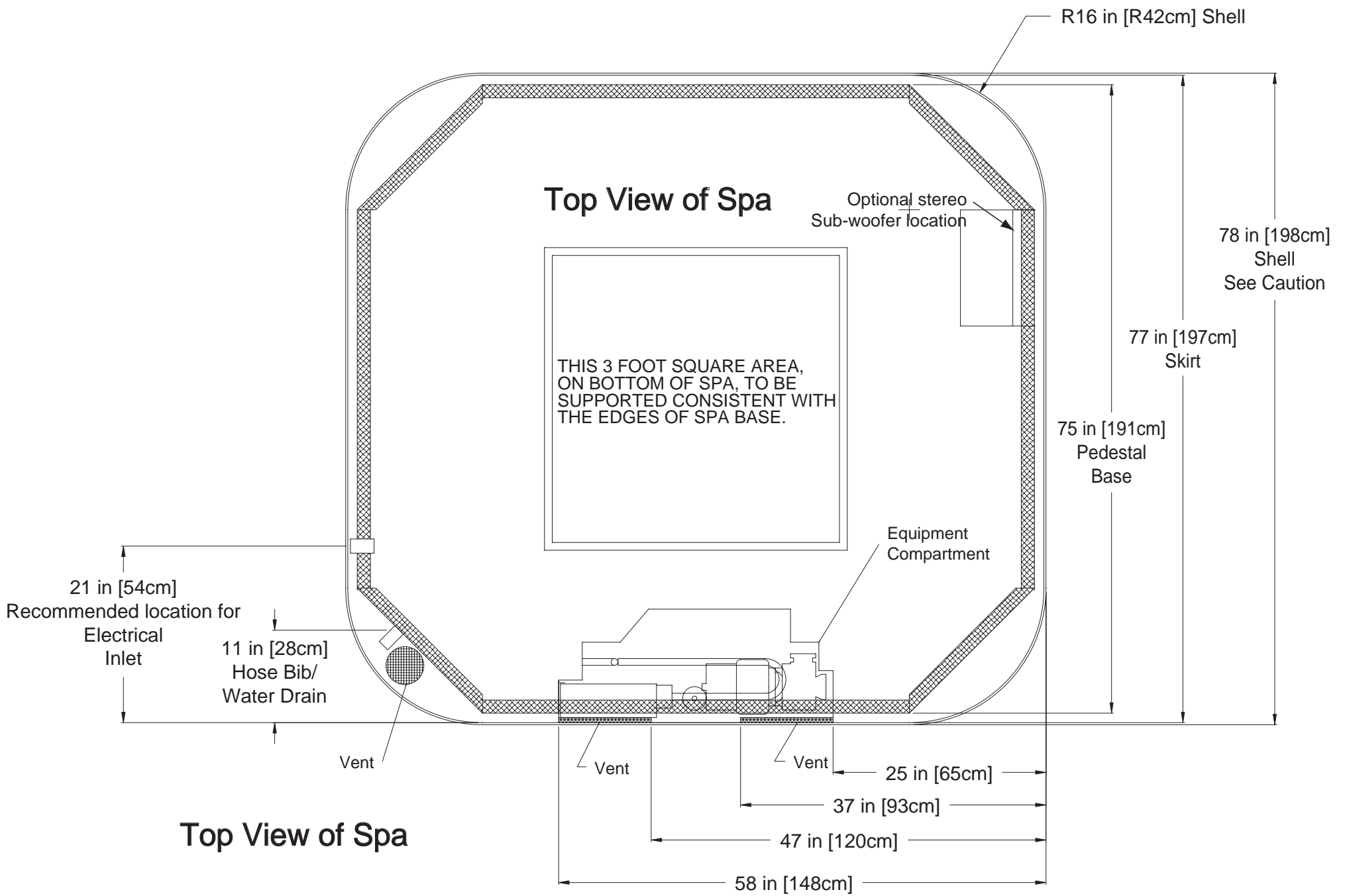
Special Features	
Dynamic Massage Sequencer w/ control panel	No
NeckFlex® Jet Pillows	1
Headrest Pillows	1
Stereo system	Optional Poly-Planar
Water Feature	n/a
Water Feature Volume control	n/a
Cup Holders	3
Tactile Therapy	Foot

Pump Information	Domestic (60Hz)	Export (50Hz)
Motor Size – Peak (Continuous) HP	4.0 (2.5) Hp	3.6 (2.0) HP
Jet Pumps # of Pumps/Speed	One / Dual	One / single
Circulation pump	1	1
Fountain pump	n/a	n/a

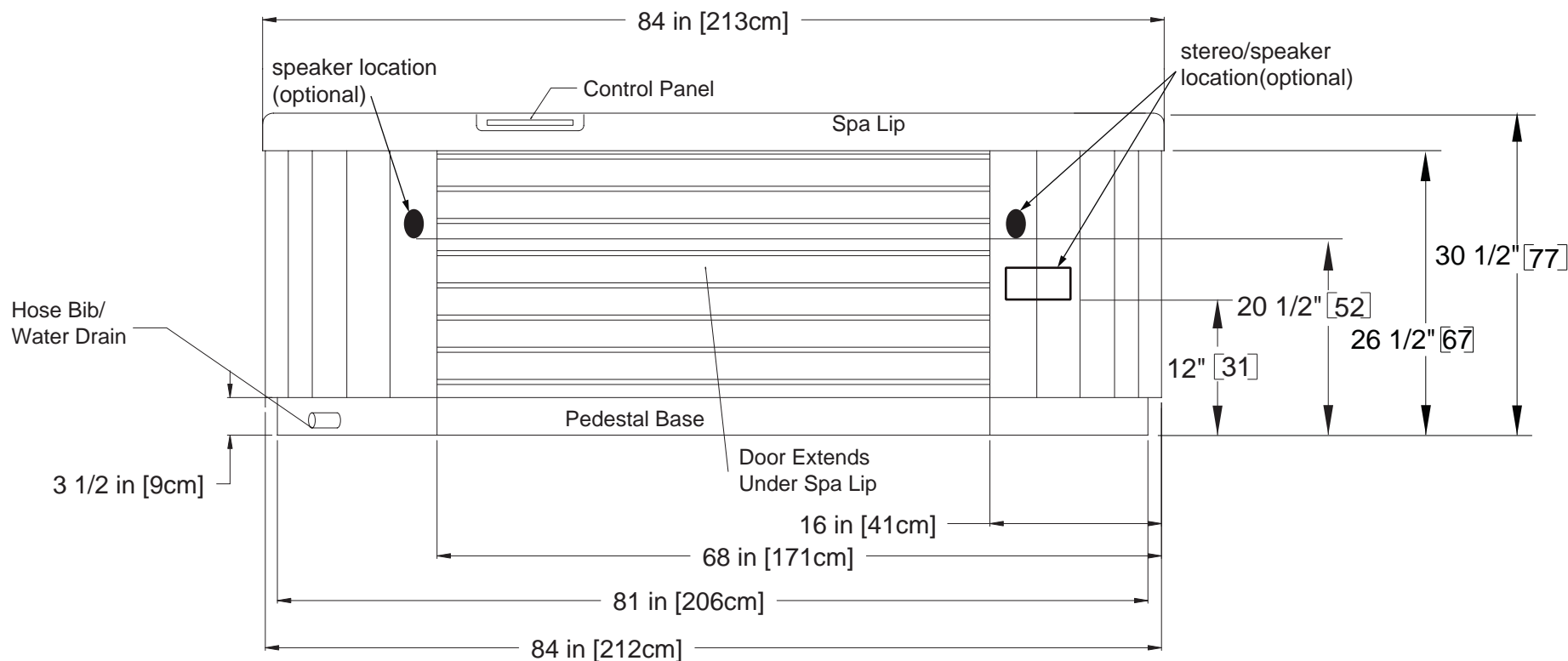
Electrical System	Domestic (60Hz)	Export (50Hz)
Voltage	240	240
Amperage	40/30	1X16 / 2X16 / 1X32
Heater	FastFlo 2.7,4.0,5.5 kW	FastFlo 2.9 kW
Thermostat	Electronic	Electronic
Light	Multi color LED	Multi color LED
Control System	MSPA-MP-D17-NON LFX	MSPA-MP-CE-D17-N/LFX
Upper Control (programable)	M-Drive with Scrolling Message Center	M-Drive with Scrolling Message Center
Auxiliary Upper Control	No	No

Note: 1. Subject to change without notice.

Seville Architectural Specification



Top View of Spa

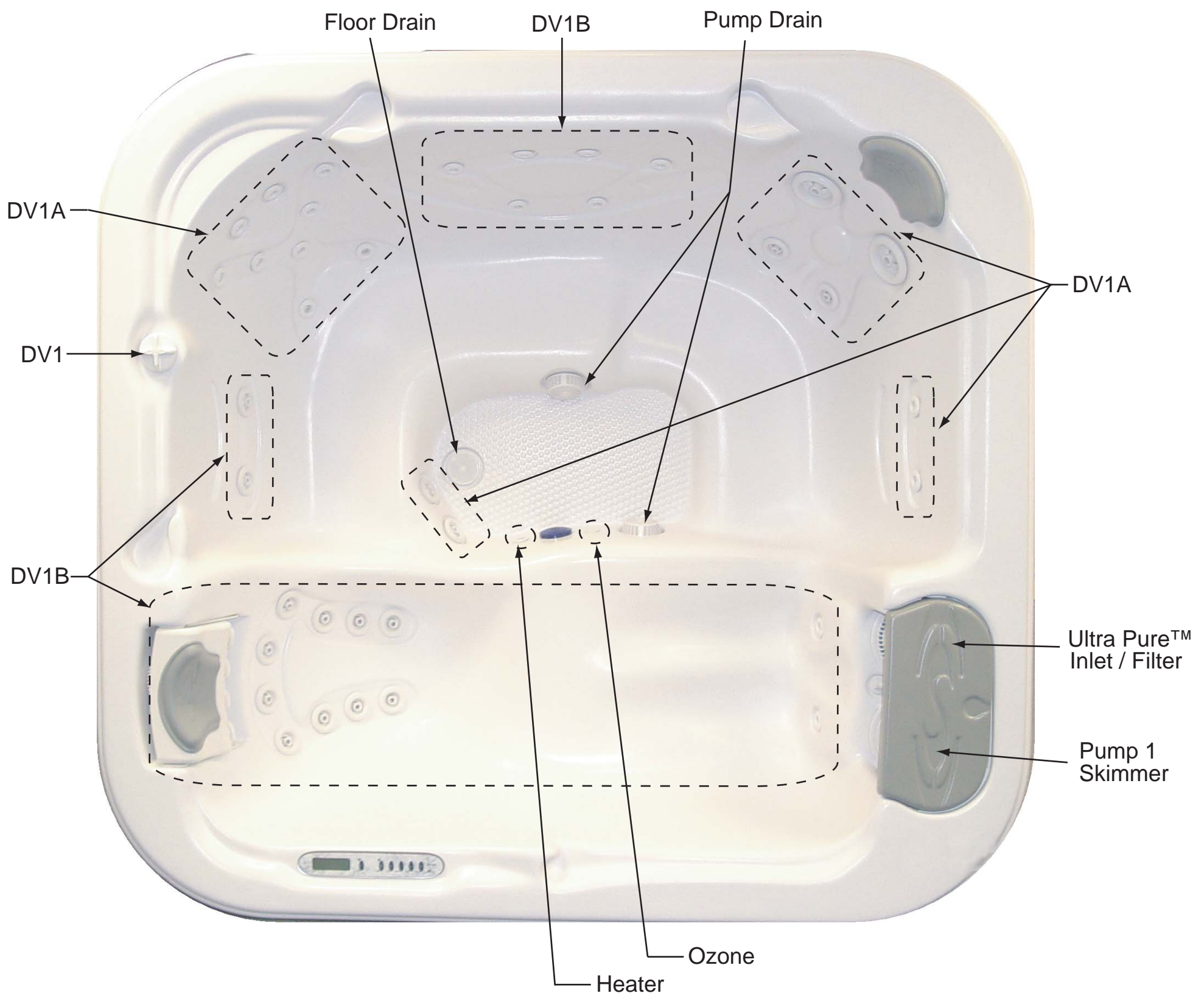


Front View of Spa

Caution:
Due to manufacturing tolerances there could be some minor differences between the actual spa and the drawing above. If site planning is critical to such tolerances, be sure to measure your actual spa.

- Note:**
1. Subject to change without notice.
 2. Engineering specs may differ slightly from brochure.
 3. For E-Z lifter installation allow 18" (45.72cm) clearances on the backside of the spa.
 4. Alternative cabinets may add significant weight. Ask your dealer for exact details

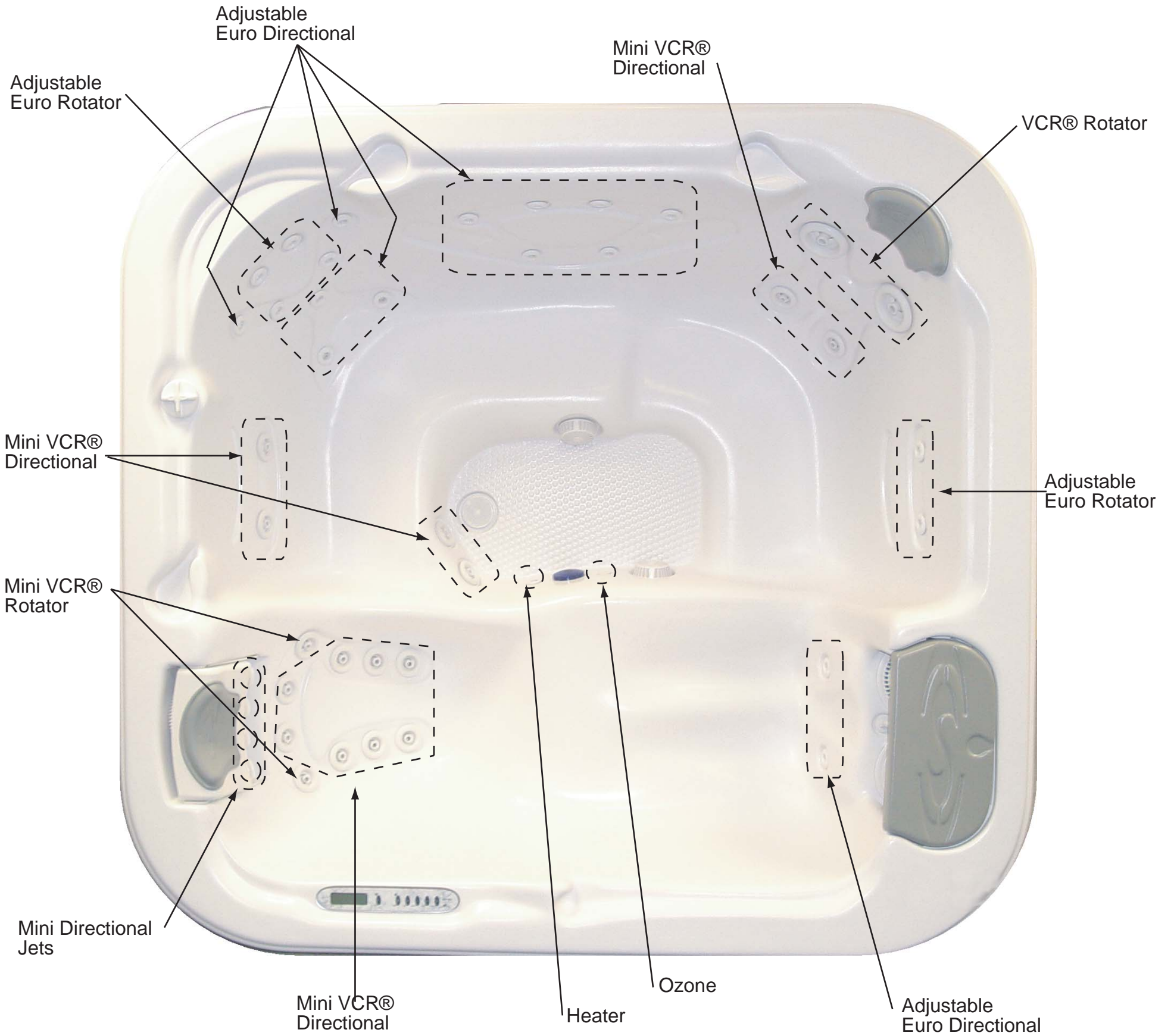
Seville Plumbing Configuration



DV1 A =Diverter Valve 1 (A position Clockwise)
 DV1 B =Diverter Valve 1 (B Position Counter Clockwise)
 DV1 C =Diverter Valve 1 (Neutral Position)

Note: 1. Subject to change without notice.

Seville Jet Insert Designations



Note: 1. Subject to change without notice.