

General	
Shape	Free form / Rectangle
Seating Capacity	7
Shell Material	Ultralife™ / Geloy®
Dimensions	92" x 120" x 40" H / (234cm X 305cm x 102cm H)
Corner Radii	N/A
Water Capacity	500 Gallons (1893 Liters)
Dry Weight	1320 lbs (560 kg)
Shipping Weight	Domestic 1320 lbs (560 kg) - Export 1370 lbs (663 kg)
Full Weight	5400 lbs (2450 kg)
Skirt Material	Synthetic
Poly Floor	Yes



Water System	
Water Treatment System	UltraPure® PLUS
Plumbing Systems	6
Filters/Coverage	2 / 75 sq. ft.
Gate Valves	6
VCR Jet® - Air Adjustable/Directional	10
VCR Jet® - Rotator	4
VCR Jet® - Dual Rotator	0
VCR Jet® - Multi Port Spinner	0
VCR Jet® - Mini Rotator	10
VCR Jet® - Mini Directional	9
VCR Jet® - Euro Directional	25
VCR Jet® - Euro Rotator	18
VCR Jet® - Mini Directional in NFJ	8
Typhoon Jet	0
Ozone Jet	1
Heater Return Jet	1
Pump Returns	6
Diverter Valves	3
Floor Drains	1
Skimmer	8" Weir

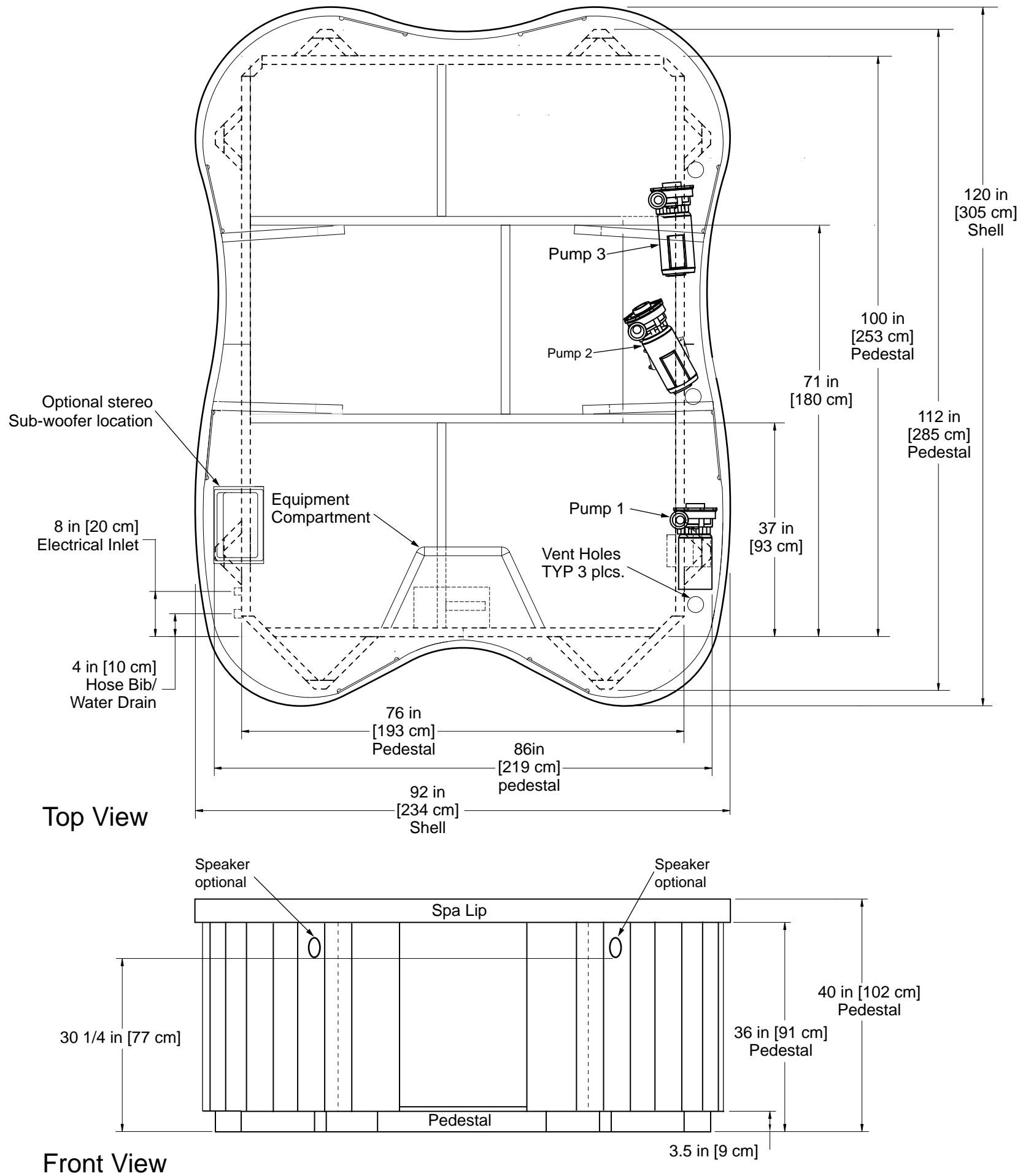
Special Features	
Dynamic Massage Sequencer w/ control panel	Yes - 2
NeckFlex® Jet Pillows	2
Headrest Pillows	8
Stereo system	Optional Poly-Planar
Water Feature	Yes
Water Feature Volume control	Yes
Cup Holders	2
Tactile Therapy	Floor pedestal
Under water magnetic switch	Yes
Air Control Valve	No

Pump Information	Domestic (60Hz)	Export (50Hz)
Motor Size – Peak (Continuous) HP	3.6 (2.0) HP	3.6 (2.0) HP
Jet Pumps # of Pumps/Speed	One / Dual & Two / Single	One / Dual & Two / Single
Circulation pump	1	1
Fountain pump	1	1

Electrical System	Domestic (60Hz)	Export (50Hz)
Voltage	240	240
Amperage	50/40	2X16 / 1X32 3X16
Heater	FastFlo 2.7,4.0,5.5 kW	FastFlo 3.3 kW 2.1, 5.2 kW
Thermostat	Electronic	Electronic
Light	2 Multi color LED	2 Multi color LED
Control System	MSPA-MP-D16	MSPA-MP-D14-CE
Upper Control (programmable)	M-Drive with Scrolling Message Center	M-Drive with Scrolling Message Center
Auxiliary Upper Control	No	No

Note: 1. Subject to change without notice.

Sarena Bay Architectural Specification



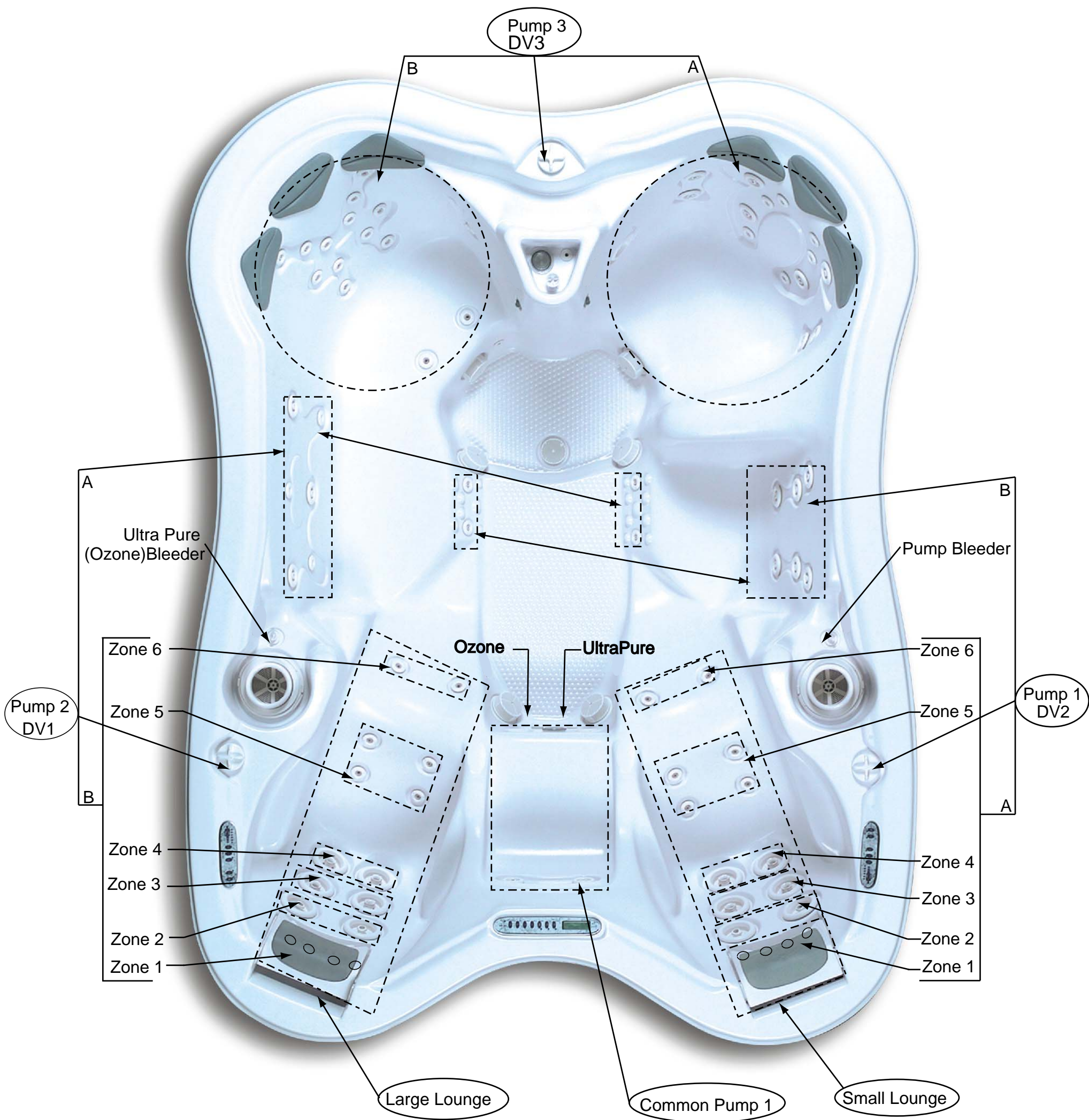
Note: 1. Subject to change without notice.

- 3. Engineering specs may differ slightly from brochure.
- 4. For E-Z lifter installation allow 18" (45.7cm) clearances on the backside of the spa.
- 5. Alternative cabinets may add significant weight. Ask your dealer for exact details.

Caution:

Due to manufacturing tolerances there could be some minor differences between the actual spa and the drawing above. If site planning is critical to such tolerances, be sure to measure your actual spa.

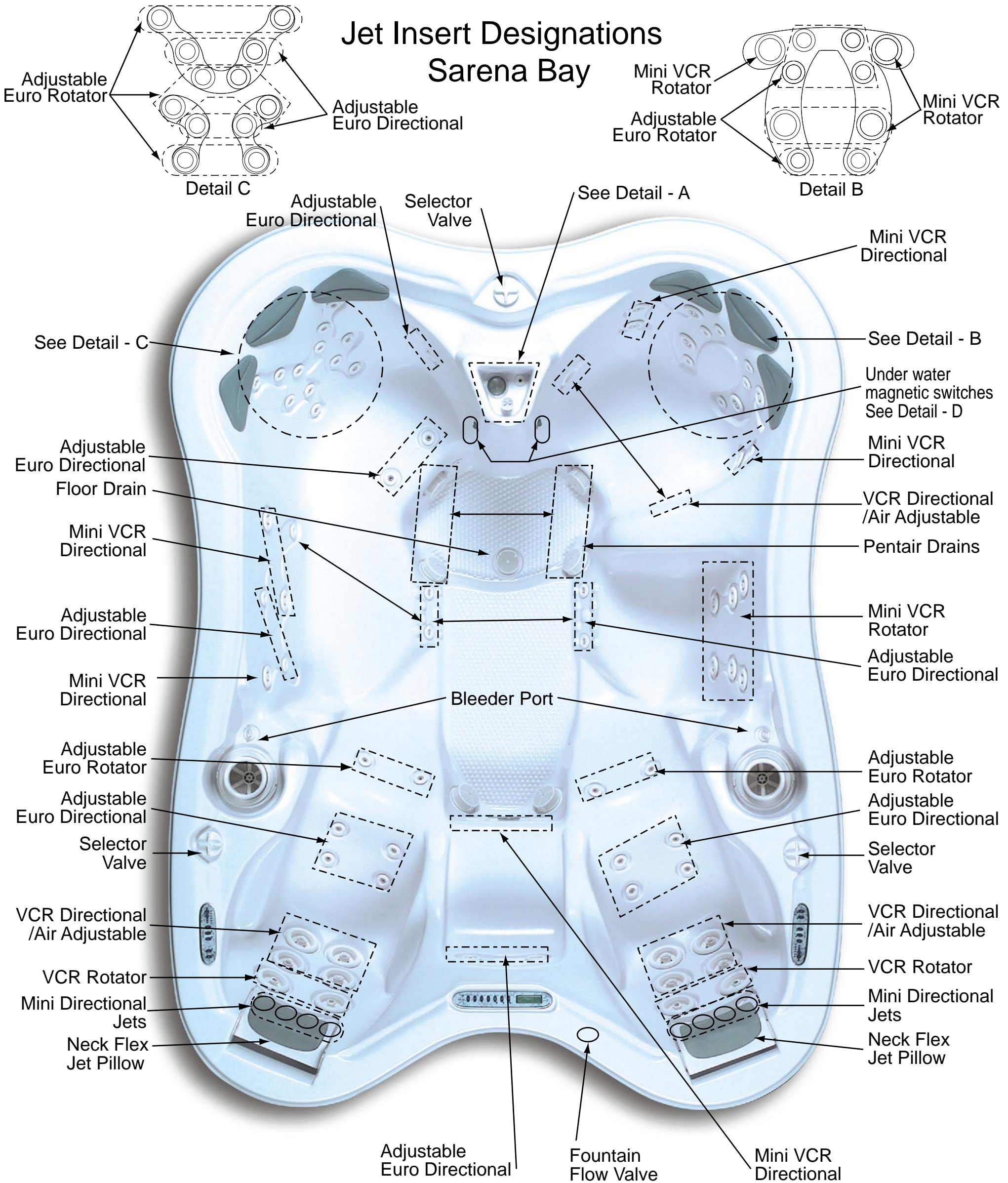
Sarena Bay Plumbing Configuration



Note: 1. Subject to change without notice.

- 3. All drains and skimmer tied in common loop.
- DV1 A =Diverter Valve 1 (A position Counter Clockwise)
- DV1 B =Diverter Valve 1 (B Position Clockwise)
- DV1 C =Diverter Valve 1(Neutral Position)
- DV2 A =Diverter Valve 2 (A position Counter Clockwise)
- DV2 B =Diverter Valve 2 (B position Clockwise)
- DV2 C =Diverter Valve 2 (Neutral Position)
- DV3 A =Diverter Valve 3 (A Position Counter Clockwise)
- DV3 B =Diverter Valve 3 (B Position Clockwise)
- DV3 C =Diverter Valve 3 (Neutral Position)

Jet Insert Designations Sarena Bay



Note: 1. Subject to change without notice.

