



DIMENSION ONE SPAS®

www.spaguard.com/D1

You'll learn more about SpaGuard® and why it's the only spa care you'll ever need.




SpaGuard®

The Vision of Children

www.visionofchildren.org

Visit your authorized Dimension One Spas® dealer.



54500B10
P/N 01533-0047

© 2007 CHESGD-2613 04/07

Dimension One Spas® Quick Start Recipes Dosage Chart

	200 gallons	250 gallons	300 gallons	350 gallons	400 gallons	450 gallons	500 gallons	Label Directions
Bromine Start Up								
Brominating Concentrate New Spa Start Up	1 tbs. + 1 tsp.	1 tbs. + 2 tsps.	2 tbs.	2 tbs. + 1 tsp.	2 tbs. + 2 tsps.	3 tbs.	3 tbs. + 1 tsp.	2 tsps. per 100
Brominating Concentrate Refill Start Up	1 tsp.	1 1/4 tsps.	1 1/2 tsps.	1 3/4 tsps.	2 tsps.	2 1/4 tsps.	2 1/2 tsps.	1 tsp. per 200
Stain & Scale Control	2/3 oz.	3/4 oz.	1 oz.	1 1/4 oz.	1 1/3 oz.	1 1/2 oz.	1 2/3 oz.	1 oz. per 300
Water Clarifier	2/3 oz.	3/4 oz.	1 oz.	1 1/4 oz.	1 1/3 oz.	1 1/2 oz.	1 2/3 oz.	1 oz. per 300
Spa Enzyme	4 tbs.	5 tbs.	6 tbs.	7 tbs.	8 tbs.	9 tbs.	10 tbs.	2 tbs. per 100


	200 gallons	250 gallons	300 gallons	350 gallons	400 gallons	450 gallons	500 gallons	Label Directions
Bromine Weekly								
Brominating Tablets	As needed to maintain 2-4 ppm	As needed to maintain 2-4 ppm	As needed to maintain 2-4 ppm	As needed to maintain 2-4 ppm	As needed to maintain 2-4 ppm	As needed to maintain 2-4 ppm	As needed to maintain 2-4 ppm	1 tsp. per 200
Enhanced Shock	1 tbs. + 1 tsp.	1 tbs. + 1 1/2 tsps.	2 tbs.	2 tbs.	2 tbs. + 1 1/2 tsps.	2 tbs. + 2 tsps.	3 tbs.	3 tbs. per 500
Stain & Scale Control	2/3 oz.	3/4 oz.	1 oz.	1 1/4 oz.	1 1/3 oz.	1 1/2 oz.	1 2/3 oz.	1 oz. per 300
Spa Enzyme	4 tbs.	5 tbs.	6 tbs.	7 tbs.	8 tbs.	9 tbs.	10 tbs.	2 tbs. per 100
Stain & Scale	1 1/3 oz.	1 2/3 oz.	2 oz.	2 1/3 oz.	2 2/3 oz.	3 oz.	3 1/3 oz.	1 oz. per 150

	200 gallons	250 gallons	300 gallons	350 gallons	400 gallons	450 gallons	500 gallons	Label Directions
Chlorine Start Up								
Chlorinating Concentrate New Spa Start Up	2 tsps.	2 1/2 tsps.	1 tbs.	1 tbs. + 1/2 tsp.	1 tbs. + 1 tsp.	1 tbs. + 1 1/2 tsps.	1 tbs. + 2 tsps.	1 tsp. per 100
Chlorinating Concentrate Refill Start Up	1 tsp.	1 1/2 tsps.	1 1/2 tsps.	2 tsps.	2 tsps.	2 1/2 tsps.	2 1/2 tsps.	1 tsp. per 200
Stain & Scale Control	2/3 oz.	3/4 oz.	1 oz.	1 1/4 oz.	1 1/3 oz.	1 1/2 oz.	1 2/3 oz.	1 oz. per 300
Water Clarifier	2/3 oz.	3/4 oz.	1 oz.	1 1/4 oz.	1 1/3 oz.	1 1/2 oz.	1 2/3 oz.	1 oz. per 300
Spa Enzyme	4 tbs.	5 tbs.	6 tbs.	7 tbs.	8 tbs.	9 tbs.	10 tbs.	2 tbs. per 100

	200 gallons	250 gallons	300 gallons	350 gallons	400 gallons	450 gallons	500 gallons	Label Directions
Chlorine Weekly								
Chlorinating Concentrate	As needed to maintain 3-5 ppm	As needed to maintain 3-5 ppm	As needed to maintain 3-5 ppm	As needed to maintain 3-5 ppm	As needed to maintain 3-5 ppm	As needed to maintain 3-5 ppm	As needed to maintain 3-5 ppm	1 tsp. per 200
Enhanced Shock	1 tbs. + 1 tsp.	1 tbs. + 1 1/2 tsps.	2 tbs.	2 tbs.	2 tbs. + 1 1/2 tsps.	2 tbs. + 2 tsps.	3 tbs.	3 tbs. per 500
Stain & Scale Control	2/3 oz.	3/4 oz.	1 oz.	1 1/4 oz.	1 1/3 oz.	1 1/2 oz.	1 2/3 oz.	1 oz. per 300
Spa Enzyme	4 tbs.	5 tbs.	6 tbs.	7 tbs.	8 tbs.	9 tbs.	10 tbs.	2 tbs. per 100

	200 gallons	250 gallons	300 gallons	350 gallons	400 gallons	450 gallons	500 gallons	Label Directions
Soft Soak Start Up								
Sanitizer	1 1/3 oz.	1 2/3 oz.	2 oz.	2 1/3 oz.	2 2/3 oz.	3 oz.	3 1/3 oz.	1 oz. per 150
Shock	4 oz.	5 oz.	6 oz.	7 oz.	8 oz.	9 oz.	10 oz.	3 oz. per 150
Stain & Scale	1 1/3 oz.	1 2/3 oz.	2 oz.	2 1/3 oz.	2 2/3 oz.	3 oz.	3 1/3 oz.	1 oz. per 150
Waterline Control	2 oz.	2 1/2 oz.	3 oz.	3 1/2 oz.	4 oz.	1 1/2 oz.	5 oz.	1 1/2 oz. per 150


	200 gallons	250 gallons	300 gallons	350 gallons	400 gallons	450 gallons	500 gallons	Label Directions
Soft Soak Weekly								
Sanitizer (level is 15-30 ppm)	2/3 oz.	1 oz.	1 oz.	1 1/2 oz.	1 1/2 oz.	1 2/3 oz.	1 2/3 oz.	1/4 oz. per 150 = 10 ppm
Sanitizer (level is 0-15 ppm)	1 1/3 oz.	1 2/3 oz.	2 oz.	2 1/3 oz.	2 2/3 oz.	3 oz.	3 1/3 oz.	1/4 oz. per 150 = 10 ppm
Shock (low use)	2 oz.	2 1/2 oz.	3 oz.	3 1/2 oz.	4 oz.	4 1/2 oz.	5 oz.	1 1/2 oz. per 150
Shock (high use)	4 oz.	5 oz.	6 oz.	7 oz.	8 oz.	9 oz.	10 oz.	3 oz. per 150
Stain & Scale	1/3 oz.	1/3 oz.	1/2 oz.	2/3 oz.	2/3 oz.	3/4 oz.	3/4 oz.	1/4 oz. per 150
Spa Conditioner	1 oz.	1 1/4 oz.	1 1/2 oz.	1 3/4 oz.	2 oz.	2 1/4 oz.	2 1/2 oz.	3/4 oz. per 150



quick start guide



SpaGuard®



Spa maintenance is absolutely essential.

Regularly checking the chemistry of your spa water is an important component of a sound spa care program.

We recommend the use of Dimension One Spas[®] Vision[™]* Cartridge along with the use of SpaGuard[®] by Bioguard[®] products to maintain correct chemistry levels, including: sanitizer

residuals, pH, total alkalinity, calcium hardness, metals, and total dissolved solids. Maintaining proper levels will make the water clear and comfortable, kill bacteria and protect spa surfaces and equipment from stains caused by metals and scale. If not using the Vision[™]** system, utilize any of the SpaGuard maintenance programs to maintain water that is clear and comfortable.



* Please refer to manufacturer's directions for installation and operation of the Vision system.

** Vision[™] is not available in Canada.

SpaGuard[®] Chlorinating Concentrate Start Up Recipe for Dimension One Spas[®].

NOTE: Dosages for each product depend on the size of your spa and are found in the dosage chart. Refer to your Dimension One manual for specific spa care needs based on gallonage.

First Time Start Up

1. Fill your Dimension One Spa with water.
2. Super-oxidize the spa with SpaGuard Chlorinating Concentrate (available at your local dealer) with the spa circulation system on. Run all pumps at least one cycle.
3. Operate the spa circulation system for at least 2 hours.
4. Drain then rinse interior surfaces and refill. Follow draining instructions in the owner's manual.

Refill Guide

1. Once spa is filled, start your Dimension One Spa. Add SpaGuard Stain and Scale Control.
2. Apply SpaGuard Water Clarifier and circulate the water for 5 minutes.
3. Using SpaGuard 4-Way Test Strips, test and balance pH (7.2–7.6), total alkalinity (125–150 ppm) and calcium hardness (100–200 ppm).
4. Add SpaGuard Chlorinating Concentrate to establish a residual of 3–5 ppm.
5. Apply SpaGuard Natural Spa Enzyme[™].
6. Bathing can begin once a chlorine residual of 3–5 ppm is established.

Daily Care

- Test the free chlorine residual. Add SpaGuard Chlorinating Concentrate as needed to maintain a chlorine residual of 3–5 ppm.
- If foaming occurs, use recommended dosage of SpaGuard Anti-Foam.

Weekly Care

- Test the pH. Acceptable range is 7.2–7.6. Ideal range is 7.4–7.6.
- Test total alkalinity of the water. Ideal range is 125–150 ppm.
- Apply weekly dose of SpaGuard Spa Stain and Scale Control.
- Shock your Dimension One Spa with SpaGuard Enhanced Shock or superoxidize with SpaGuard Chlorinating Concentrate.

Monthly Care

- Test calcium hardness. Ideal range is 100–200 ppm.

Every 3 to 4 Months

- Drain, clean, polish and refill based on usage.



SpaGuard[®] Brominating Tablets* Start Up Recipe for Dimension One Spas[®].

NOTE: Dosages for each product depend on the size of your spa and are found in the dosage chart. Refer to your Dimension One manual for specific spa care needs based on gallonage.

First Time Start Up

1. Fill your Dimension One Spa with water.
2. Super-oxidize the spa with SpaGuard[®] Brominating Concentrate (available at your local dealer) with the spa circulation system on. Run all pumps at least one cycle.
3. Operate the spa circulation system for at least 2 hours.
4. Drain then rinse interior surfaces and refill. Follow draining instructions in the owner's manual.

Refill Guide

1. Once spa is filled, start your Dimension One Spa. Add SpaGuard Stain and Scale Control.
2. Apply SpaGuard Water Clarifier and circulate the water for 5 minutes.
3. Using SpaGuard 4-Way Test Strips, test and balance pH (7.2–7.6), total alkalinity (125–150 ppm) and calcium hardness (100–200 ppm).
4. Fill brominator with SpaGuard Brominating Tablets to establish a residual of 2–4 ppm.
5. Apply SpaGuard Natural Spa Enzyme[™].
6. Bathing can begin once a bromine residual of 2–4 ppm is established.

Daily Care

- Test the bromine residual. Add SpaGuard Brominating Tablets to brominator as needed to maintain a bromine residual of 2–4 ppm.
- If foaming occurs, use recommended dosage of SpaGuard Anti-Foam.

Weekly Care

- Test the pH. Acceptable range is 7.2–7.6. Ideal range is 7.4–7.6.
- Test total alkalinity of the water. Ideal range is 125–150 ppm.
- Apply weekly dose of SpaGuard Stain and Scale Control.
- Shock your Dimension One Spa with SpaGuard Enhanced Shock or super-oxidize with SpaGuard Brominating Concentrate.

Monthly Care

- Test calcium hardness. Ideal range is 100–200 ppm.

Every 3 to 4 Months

- Drain, clean, polish and refill based on usage.

* This system cannot be used in conjunction with Vision[™].

SpaGuard[®] Soft Soak[™]* Start Up Recipe for Dimension One Spas[®].

NOTE: Dosages for each product depend on the size of your spa and are found in the dosage chart. Refer to your Dimension One manual for specific spa care needs based on gallonage.

First Time Start Up

1. Fill your Dimension One Spa with water.
2. Operate the spa circulation system and allow the water to heat to at least 90 degrees.
3. Test the spa water using Soft Soak Spa Water Test Strips and balance pH (7.2–7.6), total alkalinity (80–120 ppm) and calcium hardness (200–300 ppm).
4. Add Soft Soak Spa Conditioner. Wait 30 minutes.
5. Add Soft Soak Stain and Scale Control. Wait 30 minutes.
6. Add Soft Soak Spa Shock.
7. Circulate the water continuously for approximately 30 minutes with the blowers off.
8. Add Soft Soak Sanitizer and circulate continuously again for another 30 minutes.
9. Test the Soft Soak Sanitizer and pH. The sanitizer level should be 30–50 ppm and the pH range should be 7.2–7.6.

Weekly Care

1. Using Soft Soak Spa Water Test Strips, test and balance the pH, total alkalinity, calcium hardness and Sanitizer levels of your spa.
2. Add weekly dose of Soft Soak Spa Conditioner.
3. Add weekly dose of Soft Soak Stain and Scale Control.
4. Add Soft Soak Spa Shock according to spa use rate. If you use your Dimension One Spa three or more times a week, add higher dose of Spa Shock.
5. The Soft Soak Sanitizer levels should be 30–50 ppm. If sanitizer level is 11–30 ppm, add lower dose of Soft Soak Sanitizer. If sanitizer level is 0–10 ppm, add higher dose of Soft Soak Sanitizer.
6. If pH is outside 7.2–7.6, adjust as needed.

Monthly Care

- Chemically clean your filter with Soft Soak Filter Cleaner.

Every 3 to 4 Months

- Drain, clean, polish and refill based on usage.

* This system cannot be used in conjunction with Vision[™].

